

R-SERIES



NO FUSS, NO MUSS. JUST YOU, YOUR PEOPLE, YOUR BOAT
AND THE GREAT OUTDOORS.

12 Ultralite • 14 Ultralite • 14 Widebody • 16 Widebody • 14 ProSport LS • 16 ProSport LS • 16 ProSport SC • R15 SC • R15

We do things a little differently.

Is Legend Canadian?

Yes. We are a **Canadian** company. We live and play where you do. We understand boating in the unique Canadian wilderness. It's different here, and that's why each and every model is designed by Canadians and built for Canadians. From thicker aluminum to full stand-up tops, we make sure that Mother Nature is no match for your Legend.

Are Legend boats built in Canada?

Yes and No. Our product developers seek out quality manufacturers throughout North America who can produce in the **most cost effective way**. By outsourcing component manufacturing and then performing all final assembly, sales, service, and warranty right here in Canada, we ensure that the end product is fit for the Great Canadian outdoors.

Are the printed catalogue prices MSRP?

No. The printed price is our **hassle-free, lowest price**. We provide it up front, so there's no need for uncomfortable negotiations. To top it off, aside from a small variance in freight, our low prices are the same across Canada. Now you can make an informed, easy, and no-pressure decision in the comfort of your own home.

It seems like everyone's warranty is pretty much the same. Is that the case?

Well, at first glance it appears that most companies are offering some sort of lifetime warranty, and it's easy to assume that all warranties are the same, but the devil is in the details. By details, we're talking about the fine print. Our **6 year WOWranty** combined with our **Lifetime** hull warranties give you the absolute best warranty coverage, bar none. Not only do we cover more stuff for longer, but the best part is that everything is taken care of right here in Canada.

Someone told me Legend boats are underpowered. Is that true?

No. You can actually power your boat with the engine of your choice. Each Legend boat model is designed and packaged with a **Mercury** motor large enough to get you and a friend on the water to experience the boating lifestyle with minimal investment. We understand that everyone's boating needs are different, and that the packaged motor may not suit your needs. That's why we make it easy to choose the perfect Mercury outboard to power all of your on-water activities. So, whether you want to troll all day, bring the kids tubing, cruise with your family or pull two water skiers, we'll help you select the engine that's just right.

Why do you only package your boats with Mercury outboards?

We partner exclusively with Mercury because of their proven quality, value, reliability, service and features. With the large number of clients we help onto the water each year in Canada, other outboard manufacturers would love us to package with their brand. Mercury appreciates our business so much, they offer us **exclusive savings that we simply pass on to you**. That's how we package with the oldest, largest, number one outboard engine brand at such an incredible price. On top of a great price, by purchasing a complete custom package you'll enjoy consistent performance and one-location servicing.

We give you the most standard equipment

We've outfitted our boats with more equipment for less. Things that you would have to pay thousands of dollars extra for with other brands are simply part of our value-packed models. Many of our Legend packages have standard features like Dura-deck vinyl floors, automatic bilge pumps, and a bunch of other great stuff that is optional in other brands. **When it comes to value, we're proud to say that nobody compares.** We have more equipment for less than any other brand!

You claim your quality is good but your prices are low. How is that possible?

You get what you pay for right? Well in most cases, yes. But at Legend, we never sacrifice quality in order to reduce cost. Our use of quality brand name products in our packages such as Shoreland'r trailers, Minn Kota trolling motors and Mercury outboards - the largest brands in boating - speak for themselves. **To keep prices low, we build fewer models in higher volumes and package each model with the same popular features.** By purchasing thousands of each component, such as full stand-up tops, fish finders and GPS', we can offer you unbelievably high quality at incredibly low prices. That's how we do it.

Why doesn't everyone put pricing in their catalogues?

That's a great question. We don't know. It could be because it takes a lot more work and effort to include all of the details required when you're sharing a price. Or, perhaps nobody else does it because they have something to hide. But we're only guessing. All we know is that we're so confident that we offer the absolute best value in Canada that we publish our complete, hassle-free, all-in pricing for all to see. You can find our prices in our full line brochure, on our extensive website and in all of our advertisements. We even print the pricing of our most popular options so you can "build" your own Legend. **Nothing is hidden and it's all in Canadian dollars.** We've done the work for you and given you our lowest price right up front.





Let us help you choose the Mercury motor that's right for you!

- 1** Decide on the performance you want and which activities interest you most: Fish, Cruise, Tube or Ski.
- 2** Each boat shows a list of motor choices with speeds, pricing and weekly payments.
- 3** Choose the motor that gives you the speed and performance you desire that overlaps the activities you want to enjoy.

CHOOSE YOUR POWER

Upgrade from a 90 ELPT 4-Stroke to a:

Per Week

90 ELPT CT 4-Stroke	+	\$599	+\$1
115 ELPT 4-Stroke	+	\$2,799	+\$5
115 ELPT Pro XS CT	+	\$3,899	+\$7
MPH	20	25	30 35 40 45 50 55 60
	Fish or Cruise Tube Ski		

Are You All-In?

CANADA'S **ONLY** FULLY-PRICED CATALOGUE

In a world where we are bombarded with fees, surcharges and extras, wouldn't it be nice if a company would just tell us what it's going to cost up front? Legend Boats is that company. Our prices are All-In!

That's right! No administration fees. No hidden freight fees. No rigging fees. Since 1987, our customers have enjoyed having our package pricing at their fingertips so they could figure out what their perfect Legend boat was going to cost right down to the penny. Now, there's no more figuring out. With one simple up-front price, you choose your motor and any options you want, then simply add the taxes. We would have gotten rid of those too but we thought it may have been frowned upon. It really couldn't get any more simple, open, honest or transparent, and we feel that you will appreciate our All-In Pricing. Using your mobile phone camera simply scan the specific QR code of the model of your choice to access all available pricing.

*We only print one version of our catalogue for all of Canada. Customers outside of Ontario and Quebec will have a small fee for freight. For details, visit us at legendboats.com for your local, ALL-IN, No-Fee Price including current promotions.




The NMMA label on a Legend boat is your proof that it meets, and often exceeds, the industry's strictest quality and safety standards.

H34 PerfectFlex

Legend's H34 PerfectFlex aluminum has the perfect balance of strength and flexibility. Although H36 is harder, it is also more brittle. Its strength is reduced by over 80% when stressed during manufacturing or when flexed on the water. In fact, when stressed, H34 PerfectFlex is tested to be more than 2.5 times stronger than H36, making it the ultimate hardness for .100 gauge aluminum boat manufacturing.

Strength Under Pressure (PSI's)



H34 aluminum is tested to be more than 2.5 times stronger than H36, making it the ultimate hardness for aluminum boat manufacturing.

R-Series Construction

R-Series Transferrable Warranty

Each R-Series Riveted model has a Lifetime main seam hull warranty and an amazing 10-year warranty on most other hull components.

Side-Facing Rivet Line with Lifetime Warranty

Reduces exposure to side seam stress in comparison to a bottom-facing rivet line.

Lap-Straked Side Walls

Full-length ridges pressed into the sidewall reduce flex and make for a stronger and sturdier boat.

Injected and Level Foam Floatation



Provides a stronger, quieter and safer boat. If filled with water, the boat will not flip or sink, even when loaded to capacity.

Extra-Wide EZ-Grip Gunnel

Makes holding the boat while getting in or out very easy and increases the overall strength of the hull.

3 External Keels

Provide stability, solid cornering and car-bumper-like protection from underwater obstacles.



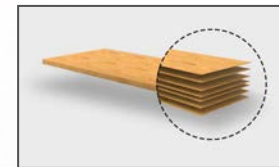
Full-Length Deep-V Hull with Squared Chines

Provides a smooth and comfortable ride while keeping the hull stable so you can move around without it feeling tippy.



Full-Length Molded Splash Rail

Deflects water away from the boat interior, providing a dry, comfortable ride. Fishing lines are able to slide along the hull edge smoothly where this rail is riveted on.



Thick Lifetime Decking

With 7 layers, each individually treated, we can offer a Lifetime Warranty against rotting or warping.



Reinforcing Bow Ribs Attached to Transverse Rib

Are reinforced with .100 gauge aluminum that eliminates a common weak area found in the front of most boats.



Internal Lateral Support Ribs Spaced 9" Apart

Gives you more ribs closer together creating greater support and strength.



CAST AWAY

If your top 3 priorities are fishing, angling, and casting, the R-Series is just for you.



INCREDIBLE STABILITY

With no less than 3 external keels, full-length Deep-V hull, lap-straked side walls, square chines, and reinforced bow ribs, the R-Series models provide as smooth a ride as any utility boat on the market.



GO ANYWHERE

Whether it's a 12 Ultralite or a R15, our riveted boats are designed to help you get on a plane, navigate shallow waters, and stay perfectly dry the whole time.




PERFECT FOR TROLLING

With their light construction, R-Series models are ideal for quietly trolling shallow waters.



UNINTERRUPTED VIEWS

Let nature serenade you with loon calls, the pitter patter of fluttering wings, and the occasional fish breaching the surface for a nibble.



TILLER VS. CONSOLE? THE CHOICE IS YOURS.

Do you like to sit back with one hand resting on the wheel? Or, do you prefer to sit up and take charge? Either way, the R-Series is here for you with 6 tiller models, 2 side consoles, and 1 full-windshield model.

WE'VE GOT YOU COVERED

Up to
.100
GAUGE
.100 Gauge
Perfect-Flex Aluminum


Riveted
Construction


Lifetime
Main Seam Warranty

+

6YR
6-Year
WOWranty

R-SERIES
R15 SC

With Mercury 25 ELPT 4-Stroke and Glide-on Trailer

**ALL-IN
PRICE**
NO EXTRA FEES*

\$53*
Per Week

\$25,499*



Add additional utility fishing chairs. See accessories section for pricing.



Add a bimini top. See accessories section for pricing.

CHOOSE YOUR POWER

Upgrade from a 25 ELPT 4-Stroke















Per Week

30 ELPT 4-Stroke	+\$2,199	+\$5
40 ELPT 4-Stroke	+\$4,299	+\$9
50 ELPT 4-Stroke	+\$5,799	+\$12



SPECIFICATIONS


 Length	15'1"	 Beam	76"
 Hull Depth	31"	 Inside Depth	25"
 Aluminum Thickness	0.100	 Maximum Horsepower	50
 Maximum Capacity	1000 lbs	 Bottom Width	64"
 Package Length	17'1"	 Package Width	76"
 Towing Weight	1420 lbs	 Fuel Capacity	Portable

TAKE A CLOSER LOOK

These details are what make the **Legend Difference**



Pre-wired for 12V electric trolling motor.



In-floor storage and livewell.



6 different spots to park your 360° swivel seats.



Fish and depth finder.



Convenient console switches for your nav lights, bilge pump, and livewell pump.



Hide-away rod storage.

WE'VE GOT YOU COVERED

.100
GAUGE

.100 Gauge
Perfect-Flex Aluminum



Riveted
Construction



Lifetime
Main Seam Warranty

+

6YR

6-Year
WOWranty

STANDARD FEATURES - ALWAYS INCLUDED

ADDITIONAL FEATURES

- Automatic bilge pump
- Space-Saving Trailer Swing Tongue
- Big Wheel Backsaver Jack and Dolly
- Straight-line trailer load guides
- Legend Quick Latch Tie Downs
- 2 Deluxe Rod Holders

SAFETY

- 3m highly-reflective safety striping

DECKS AND STORAGE

- Ez-clean dura-deck all-vinyl interior
- 4 drink holders

SEATING

- 2 utility fishing chairs

LIVEWELL(S)

- Bow livewell - aerated - 57 L

CONSOLE

- 4" fish finder/GPS
- Ez reset circuit breakers
- Removable Tinted Windscreen

CONSTRUCTION

- .100 gauge riveted seamless hull bottom
- Internal lateral support ribs spaced 9" apart
- Lap-straked sidewalls
- 3 full-length .100 gauge keels
- Injected and level foam floatation
- Rear casting deck
- Side-facing rivet line w/ lifetime warranty
- Full-length molded splash rail
- Full-length deep-v hull w/ squared chines
- Ez-grip gunnel
- 7 layer, individually treated plywood floor
- Pre-wired for trolling motor installation

PREFERRED EQUIPMENT PACKAGE

These features are typically optional on most comparable models, but come standard for you to enjoy on the R15 SC.

	VALUE:
✓ REMOVABLE TINTED WINDSCREEN	\$699
✓ SPACE-SAVING TRAILER SWING TONGUE	\$499
✓ 4" FISH/DEPTH FINDER	\$299
✓ EZ-LOAD TRAILER GUIDES	\$299
✓ DRIVER'S SEAT SLIDER	\$259
✓ BIG WHEEL BACKSAVER JACK AND DOLLY	\$119
✓ 2 DELUXE ROD HOLDERS	\$79
✓ LEGEND QUICK LATCH TIE DOWNS	\$59

Total Value: \$2,312. **For a Limited Time...You Pay: \$0.**



Add a GPS Fish/Depth Finder

Such as the Helix 5 Chirp GPS G3 with a 5" widescreen color display.



Or add a PowerDrive 55 Tech Package

Includes: Minn Kota PowerDrive 55, 60 Amp Breaker, i-Pilot, HELIX 5 CHIRP GPS G3, and Ram Mount.

Looking for more information? See: Family and Fishing Boats Accessories | PG 63

Scan the QR code with your mobile phone camera
TO SEE IT UP CLOSE
or visit our website: legendboats.com



R-SERIES
R15

With Mercury 25 ELPT 4-Stroke and Glide-on Trailer

**ALL-IN
PRICE**
NO EXTRA FEES*

\$59*
Per Week

\$28,499*



Soak in the fresh air.



Revel in the power.



CHOOSE YOUR POWER

Upgrade from a 25 ELPT 4-Stroke















Per Week

30 ELPT 4-Stroke	+\$2,199	+\$5
40 ELPT 4-Stroke	+\$4,299	+\$9
40 ELPT CT 4-Stroke	+\$4,899	+\$10
50 ELPT CT 4-Stroke	+\$6,399	+\$13

Most
Popular




SPECIFICATIONS

 Length	15'1"	 Beam	76"
 Hull Depth	31"	 Inside Depth	25"
 Aluminum Thickness	0.100	 Maximum Horsepower	50
 Maximum Capacity	1144 lbs	 Bottom Width	64"
 Package Length	17'1"	 Package Width	76"
 Towing Weight	1450 lbs	 Fuel Capacity	Portable

TAKE A CLOSER LOOK

These details are what make the **Legend Difference**



Store all your gear with extra-large bow storage compartments.



Enjoy a 15 gal bow livewell on this sweet front casting deck.



Find the best fishing spots with an included fish/depth finder.



Matching 360° swivel fishing seats.



Spacious bow with 360° swivel mount.



Full windshield means fewer lost baseball caps.

WE'VE GOT YOU COVERED

.100
GAUGE

.100 Gauge
Perfect-Flex Aluminum



Riveted
Construction



Lifetime
Main Seam Warranty



6YR

6-Year
WOWrnty

STANDARD FEATURES - ALWAYS INCLUDED

ADDITIONAL FEATURES

- Automatic bilge pump
- Space-Saving Trailer Swing Tongue
- Straight-line trailer load guides
- Big Wheel Backsaver Jack and Dolly
- Legend Quick Latch Tie Downs
- Navigator console w/ built-in 5" GPS fishfinder
- 2 Deluxe Rod Holders

SAFETY

- 3m highly-reflective safety striping

DECKS AND STORAGE

- Ez-clean dura-deck all-vinyl interior
- Auxiliary battery storage area
- 4 drink holders

SEATING

- 2 utility fishing chairs
- Can easily fit 2 extra chairs in cockpit area

LIVEWELL(S)

- Bow livewell - aerated - 57 L

CONSTRUCTION

- .100 gauge riveted seamless hull bottom
- 3 full-length .100 gauge keels
- Side-facing rivet line w/ lifetime warranty
- Internal lateral support ribs spaced 9" apart
- Lap-straked sidewalls
- Full-length molded splash rail
- Injected and level foam floatation
- 7 layer, individually treated plywood floor
- Interlocking bow ribs
- Intelliflex hull construction
- Ez-grip gunnel
- Full-length deep-v hull w/ squared chines
- Oversized rear casting deck

PREFERRED EQUIPMENT PACKAGE

These features are typically optional on most comparable models, but come standard for you to enjoy on the R15.

	VALUE:
✓ FULL STAND-UP ALL-WEATHER TOP	\$2,399
✓ SPACE-SAVING TRAILER SWING TONGUE	\$499
✓ 4" FISH/DEPTH FINDER	\$299
✓ EZ-LOAD TRAILER GUIDES	\$299
✓ DRIVER'S SEAT SLIDER	\$259
✓ BIG WHEEL BACKSAVER JACK AND DOLLY	\$119
✓ 2 DELUXE ROD HOLDERS	\$79
✓ LEGEND QUICK LATCH TIE DOWNS	\$59

Total Value: \$4,012. **For a Limited Time...You Pay: \$0.**



Add a PowerDrive 55 Tech Package

Includes: Minn Kota PowerDrive 55, 60 amp breaker, i-Pilot remote, HELIX 5 CHIRP GPS G3, and Ram Mount.

Looking for more information? See: Family and Fishing Boats Accessories | PG 63



Add an all-in-one Starter Kit

Incl. 4 life jackets, safety kit, paddle, fire extinguisher, anchor, fenders, and numbers.

Scan the QR code with your mobile phone camera

TO SEE IT UP CLOSE

or visit our website: legendboats.com



R-SERIES 16 PROSPORT SC

With Mercury 25 ELPT 4-Stroke and Glide-on Trailer

ALL-IN PRICE
NO EXTRA FEES*

\$49*
Per Week

\$23,499*















PREFERRED EQUIPMENT PACKAGE

These features are typically optional on most comparable models, but come standard for you to enjoy on the 16 PROSPORT SC.

	VALUE:
✓ REMOVABLE TINTED WINDSCREEN	\$699
✓ SPACE-SAVING TRAILER SWING TONGUE	\$499
✓ 4" FISH/DEPTH FINDER	\$299
✓ EZ-LOAD TRAILER GUIDES	\$299
✓ BIG WHEEL BACKSAVER JACK AND DOLLY	\$119
✓ 2 DELUXE ROD HOLDERS	\$79
✓ LEGEND QUICK LATCH TIE DOWNS	\$59

Total Value: \$2,053. **For a Limited Time...You Pay: \$0.**

SPECIFICATIONS

 Length	16'2"	 Beam	68"
 Hull Depth	29"	 Inside Depth	20"
 Aluminum Thickness	0.100	 Maximum Horsepower	40
 Maximum Capacity	1201 lbs	 Bottom Width	56"
 Package Length	18'1"	 Package Width	70"
 Towing Weight	1390 lbs	 Fuel Capacity	Portable

WE'VE GOT YOU COVERED

.100 GAUGE
Perfect-Flex Aluminum

Riveted Construction

Lifetime Main Seam Warranty

+

6YR
6-Year WOWranty

STANDARD FEATURES - ALWAYS INCLUDED

SAFETY

- Navigational lights
- Automatic bilge pump w/ float switch

DECKS AND STORAGE

- Large bow casting deck w/ oversized storage compartment
- Bow deck for easy electric motor installation
- Rear fuel tank and battery storage area
- 2 drink holders
- 7' port side lockable rod box

SEATING

- 2 utility fishing chairs

LIVEWELL(S)

- Livewell - 45 L
- High capacity aerator pump
- Threaded sure-lock stand pipe w/ overflow protection

CONSOLE

- Removable Tinted Windscreen

ADDITIONAL FEATURES

- Ez-clean dura-deck vinyl floor
- Pre-wired for 12v electric trolling motor

CONSTRUCTION

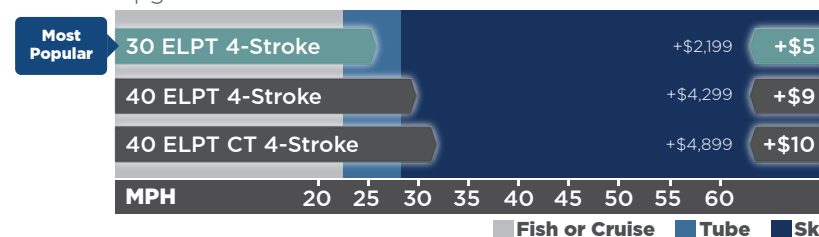
- .100 gauge one-piece aluminum seamless hull bottom
- 5" deep-v hull w/ hard chines
- Multiple .100 gauge bow ribs for maximum strength
- .100 gauge full-width bottom ribs
- 3 full-length .100 gauge keels
- Full-length molded splash rails
- Heavy-duty transom knee brace
- Alum. bow w/ integrated grab and mooring handles
- Stainless steel bow eye or lift handle
- Stainless steel transom eyes or lift handles
- Ez-grip gunnel
- Level foam flotation
- Treated 7-ply marine-grade plywood floor and decks
- High-gloss oven-cured urethane exterior paint
- 3m highly reflective safety striping on Legend name

CHOOSE YOUR POWER



Upgrade from a 25 ELPT 4-Stroke

Per Week



Scan the QR code with your mobile phone camera
TO SEE IT UP CLOSE
or visit our website: legendboats.com

R-SERIES 14 AND 16 PROSPORT LS

14 PROSPORT LS

\$48*
Per Week

\$19,499*

16 PROSPORT LS

\$56*
Per Week

\$22,499*



**ALL-IN
PRICE**

NO EXTRA FEES*

PREFERRED EQUIPMENT PACKAGE

These features are typically optional on most comparable models, but come standard for you to enjoy on the 14 PROSPORT LS or 16 PROSPORT LS.

	VALUE:
✓ SPACE-SAVING TRAILER SWING TONGUE	\$499
✓ 4" FISH/DEPTH FINDER	\$299
✓ EZ-LOAD TRAILER GUIDES	\$299
✓ BIG WHEEL BACKSAVER JACK AND DOLLY	\$119
✓ 2 DELUXE ROD HOLDERS	\$79
✓ LEGEND QUICK LATCH TIE DOWNS	\$59

Total Value: \$1,354. **For a Limited Time...You Pay: \$0.**

STANDARD FEATURES - ALWAYS INCLUDED

SAFETY

- Navigational lights
- Automatic bilge pump w/ float switch

DECKS AND STORAGE

- Large front casting deck w/ oversized storage
- Bow deck for easy electric motor installation
- Rear fuel tank and battery storage area
- 2 drink holders
- 6.5' Port side lockable rod box

SEATING

- 2 removable fishing chairs
- Split vinyl-covered rear seats

LIVWELL(S)

- Livewell - 45 L
- High capacity aerator pump
- Threaded sure-lock stand pipe w/ overflow protection

ADDITIONAL FEATURES

- Ez-clean dura-deck vinyl floor
- Pre-wired for 12v electric trolling motor

CONSTRUCTION

- .100 gauge one-piece aluminum seamless hull bottom
- 5" deep-v hull w/ hard chines
- Multiple .100 gauge bow ribs for maximum strength
- .100 gauge full-width bottom ribs
- 3 full-length .100 gauge keels
- Full-length molded splash rails
- Heavy-duty transom knee brace
- Alum. bow w/ integrated grab and mooring handles
- Stainless steel bow eye or lift handle
- Stainless steel transom eyes or lift handles
- Ez-grip gunnel
- Level foam flotation
- Treated 7-ply marine-grade plywood floor and decks
- High-gloss oven-cured urethane exterior paint
- 3m highly reflective safety striping on Legend name

SPECIFICATIONS

14 ProSport LS / 16 ProSport LS

	Length	14'3"/16'2"		Beam	68"/68"
	Hull Depth	29"/29"		Inside Depth	20"/20"
	Aluminum Thickness	0.100/0.100		Maximum Horsepower	30/30
	Maximum Capacity	920 lbs/1220 lbs		Bottom Width	56"/56"
	Package Length	17'1"/18'1"		Package Width	70"/70"
	Towing Weight	1250 lbs/1300 lbs		Fuel Capacity	Portable/Portable

CHOOSE YOUR POWER



14 PROSPORT LS OR 16 PROSPORT LS

Upgrade from a 20 ELH EFI 4-Stroke

Per Week

20 ELHPT EFI 4-Stroke	+\$599	+\$1
25 ELH 4-Stroke	+\$999	+\$2
25 ELHPT 4-Stroke	+\$1,599	+\$3
30 ELHPT 4-Stroke	+\$3,199	+\$7

WE'VE GOT YOU COVERED

**.100
GAUGE**
.100 Gauge
Perfect-Flex Aluminum

Riveted
Construction

Lifetime
Main Seam Warranty

+

6YR
6-Year
WOWranty

Scan the QR code with your mobile phone camera
TO SEE IT UP CLOSE
or visit our website: legendboats.com



R-SERIES 14 AND 16 WIDEBODY

14 WIDEBODY

\$37*
Per Week

\$9,699*

16 WIDEBODY

\$29*
Per Week

\$11,799*



**ALL-IN
PRICE**

NO EXTRA FEES*

CHOOSE YOUR POWER



14 WIDEBODY OR 16 WIDEBODY

Upgrade from a 9.9 MLH 4-Stroke

15 MLH EFI 4-Stroke	+\$399
9.9 ELH 4-Stroke	+\$599
20 MLH EFI 4-Stroke	+\$699
15 ELH EFI 4-Stroke	+\$899
20 ELH EFI 4-Stroke	+\$1,299
25 MLH 4-Stroke	+\$1,699
20 ELHPT EFI 4-Stroke	+\$1,799
15 ELHPT EFI 4-Stroke Pro Kicker	+\$1,899
25 ELH 4-Stroke	+\$2,099
25 ELHPT 4-Stroke	+\$2,699
30 MLHGA 4-Stroke	+\$3,199
30 ELHGA 4-Stroke	+\$3,899
30 ELHPT 4-Stroke	+\$4,199

STANDARD FEATURES - ALWAYS INCLUDED

DECKS AND STORAGE

- Rear fuel tank and battery storage area
- Drop 'n' go port and starboard rod holders

SEATING

- Vinyl-covered front bench
- 2 full-width benches
- Split vinyl-covered rear seats

CONSTRUCTION

- .100 gauge one-piece aluminum seamless hull bottom
- Two oar locks
- 5° deep-v hull w/ hard chines
- Multiple .100 gauge bow ribs for maximum strength
- 3 full-length .100 gauge keels
- Full-length molded splash rails
- Heavy-duty transom knee brace
- Alum. bow w/ integrated grab and mooring handles
- Stainless steel bow eye or lift handle
- Stainless steel transom eyes or lift handles
- Ez-grip gunnel
- Level foam floatation
- Slip-resistant and anti-glare non-skid interior paint
- High-gloss oven-cured urethane exterior paint
- 3m highly reflective safety striping on Legend name

SPECIFICATIONS

14 Widebody / 16 Widebody

Length	14'3"/16'2"	Beam	68"/68"
Hull Depth	29"/29"	Inside Depth	20"/20"
Aluminum Thickness	0.100/0.100	Maximum Horsepower	30/30
Maximum Capacity	1047 lbs/1100 lbs	Bottom Width	56"/56"
Package Length	17'1"/18'4"	Package Width	70"/70"
Towing Weight	857 lbs/1040 lbs	Fuel Capacity	Portable/Portable

WE'VE GOT YOU COVERED

**.100
GAUGE**

.100 Gauge
Perfect-Flex Aluminum



Riveted
Construction



Lifetime
Main Seam Warranty



6YR

6-Year
WOWranty

Scan the QR code with your mobile phone camera

TO SEE IT UP CLOSE

or visit our website: legendboats.com



R-SERIES 12 AND 14 ULTRALITE

12 ULTRALITE

\$23*
Per Week

\$5,949*

14 ULTRALITE

\$25*
Per Week

\$6,449*



**ALL-IN
PRICE**
NO EXTRA FEES*

CHOOSE YOUR POWER



12 ULTRALITE OR 14 ULTRALITE

Upgrade from a 2.5 MH 4-Stroke

3.5 MH 4-Stroke	+\$299
4 MH 4-Stroke	+\$599
5 MH 4-Stroke	+\$799
6 MH 4-Stroke	+\$899
8 MH 4-Stroke	+\$1,699
8 EH 4-Stroke	+\$2,099
9.9 MH 4-Stroke	+\$2,199
15 MH EFI 4-Stroke (14 Ultralite only)	+\$2,699
9.9 EH 4-Stroke	+\$2,699
15 EH EFI 4-Stroke (14 Ultralite only)	+\$3,199

STANDARD FEATURES - ALWAYS INCLUDED

SAFETY

- Anti-glare and slip-resistant non-skid interior paint

SEATING

- 3 full-width high-mounted aluminum benches

CONSTRUCTION

- Alum. bow and corner caps w/ integrated grab handles
- Two oar locks
- Riveted hull

SPECIFICATIONS

12 Ultralite / 14 Ultralite

Length	11'9"/13'10"	Beam	56"/59"
Hull Depth	20"/20"	Aluminum Thickness	0.050/0.050
Maximum Horsepower	10/15	Maximum Capacity	627 lbs/700 lbs
Fuel Capacity	Portable/Portable		

WE'VE GOT YOU COVERED

**Riveted
Construction**

**Lifetime
Main Seam Warranty**

+

**6-YR
WOWranty**

Scan the QR code with your mobile phone camera
TO SEE IT UP CLOSE
or visit our website: legendboats.com





 = Headquarters Whitefish, Ontario



Freight Charges by Zone.

Zone	ON, QC	MB, NB, PE, NS	SK	AB	BC	NL
Utility Boat Only	No Fee	\$600	\$650	\$1,100	\$1,250	\$1,400
Boat Package	No Fee	\$1,200	\$1,400	\$2,100	\$2,400	\$3,500

*We only print one version of our catalogue for all of Canada. Customers outside of Ontario and Quebec will have a small fee for freight. Visit us at legendboats.com for your local, ALL-IN, No-Fee Price including current promotions and current premium package pricing.

No Fee Setup and Orientation

All of the components of your boat, motor, and trailer package have been specially chosen for compatibility. The professionals at your authorized Legend Dealership will help you select the proper motor and options for your package. They will then prepare your package to ensure proper and worry-free operation.

Side console and full windshield models:

The setup includes the following items: control box, shift cables, starting battery, aluminum propeller, outboard installation and set-up. Your dealer will prepare your package and give you a full orientation to ensure trouble-free boating from day one.

Tiller models and Utility models in packages:

The setup includes the following items: outboard installation and setup, propeller, fuel tank, starting battery on packages with electric start motor or utility boat models with lights or livewells. Your dealer will prepare your package and give you a full orientation to ensure trouble-free boating from day one.

* Freight charges outside of Zone 1 (Ontario and Quebec), licenses, and taxes are extra on all prices. Delivery is available at an additional cost. Payments are calculated with licenses, bank registration charges, and taxes as your downpayment at 8.99% over 1,040 weeks for amounts \$23,000 and higher, 9.99% over 780 weeks for amounts between \$10,000 and \$22,999, and 9.99% over 364 weeks for amounts less than \$10,000 (at time of printing). All financing is OAC. Payments will vary by province. All Choose your power prices are in addition and only available with the purchase of the specific package they are listed with; they are not stand alone motor prices. Towing weights are approximate and are calculated based on a full tank of fuel and 200 pounds for batteries and gear. Speed tests were done with 2 persons, 50 pounds of gear and proper weight distribution. Actual performance may vary. Prices, rates and specifications are subject to change or error. Pictures may show options. Ask for complete details. All illustrations, photographs and specifications in this catalogue are based on the latest product information. See actual boat for complete accuracy. Legend reserves the right to make changes at any time, without notice, in prices, colours, materials, equipment, specifications and models, and to discontinue models or equipment. For information on accessories, contact your local Legend dealer.

Please refer to your provincial laws regarding trailer brakes and ensure that your boat package and tow vehicle comply with the regulations in the provinces you intend to travel in. Brakes may be required in certain circumstances and can be purchased as an option or your trailer model can be upgraded before delivery if brakes are not available on certain trailers. It is your sole responsibility to ensure you comply with all provincial brake requirements for vehicles and also that you always operate your tow vehicle safely. Legend Boats accepts no responsibility with regards to provincial compliance.

At legendboats.com, you'll find a fully-priced electronic version of our catalogue as well as additional pictures and special offers. Always distribute passengers and cargo evenly, wear a PFD and follow the rules for safe boating. Visit: www.tc.gc.ca/boatingsafety

Choose Your Power.

Ask your Legend dealer to help you select the Mercury outboard that best suits your needs from the motor choices below. Use the chart that corresponds with the standard engine packaged with your boat model. Simply add the amount to the standard package price to have the motor that is perfect for you.

FROM A 25 ELPT 4-STROKE TO

- 30 ELPT 4-Stroke.....+\$2,199
- 40 ELPT 4-Stroke.....+\$4,299
- 40 ELPT CT 4-Stroke.....+\$4,899
- 50 ELPT 4-Stroke.....+\$7,599
- 50 ELPT CT 4-Stroke.....+\$6,399

FROM A 40 ELPT 4-STROKE TO

- 40 ELPT CT 4-Stroke.....+\$599
- 50 ELPT 4-Stroke.....+\$1,499
- 50 ELPT CT 4-Stroke.....+\$2,099
- 60 ELPT 4-Stroke.....+\$2,999
- 60 ELPT CT 4-Stroke.....+\$3,599
- 75 ELPT 4-Stroke.....+\$5,499
- 90 ELPT 4-Stroke.....+\$6,099

FROM A 60 ELPT 4-STROKE TO

- 60 ELPT CT 4-Stroke.....+\$500
- 75 ELPT 4-Stroke.....+\$2,499
- 90 ELPT 4-Stroke.....+\$3,099

FROM A 90 ELPT 4-STROKE TO

- 90 ELPT CT 4-Stroke.....+\$599
- 115 ELPT 4-Stroke.....+\$2,799
- 115 ELPT ProXS CT 4-Stroke.....+\$3,899
- 150L 4-Stroke.....+\$8,399
- 150L Pro XS including Hydraulic Steering and stainless steel propeller.....+\$15,099

FROM A 90 EXLPT 4-STROKE TO

- 90 EXLPT CT 4-Stroke.....+\$599
- 115 EXLPT 4-Stroke.....+\$2,799
- 115 EXLPT ProXS CT 4-Stroke.....+\$3,899
- 150XL 4-Stroke.....+\$8,399
- 150XL Pro XS including Hydraulic Steering and stainless steel propeller.....+\$15,099

FROM A 115 EXLPT 4-STROKE TO

- 115 EXLPT ProXS CT 4-Stroke.....+\$1,099
- 150XL 4-Stroke.....+\$5,599
- 150XL Pro XS including Hydraulic Steering and stainless steel propeller.....+\$12,299
- 175XL Pro XS including Hydraulic Steering and stainless steel propeller.....+\$15,599



E = Electric Start
L = Long Shaft
XL = Extra Long Shaft
PT = Power Trim and Tilt
CT = Command Thrust



6-YEAR WOWRANTY

A warranty that makes you say **wow!**

Sure we've always had the industry's best warranties on the structural parts of our boats, like the welds, main riveted seams, pontoon tubes, decks and transoms, but what about everything else in your boat? Well, most companies offer a 1 year warranty on the other stuff and some offer up to three years. Although this is very respectable, we figured we'd double that. Legend's 6 Year WOWranty covers most other components for 6 long years. That gives you a lot of worry-free, quality, memory-makin' time.

*For more details, visit
www.legendboats.com/wowranty



3-Year Mercury Warranty

Every Mercury 4-Stroke outboard is backed by a 3-year standard limited warranty to give you peace of mind. Ask us about Mercury Product Protection to extend your Mercury Factory Warranty for up to 8 years.*



Lifetime Floor Warranty

A thicker floor means a stronger boat. With 7 layers, of marine grade plywood, each individually-treated, we can offer a lifetime warranty against rotting.*



Legend Glide-On 5+1 Year Trailer Warranty

Every Legend Glide-On trailer by Shoreland'r is backed by a 5 year frame warranty and 1-year complete tongue to tail light warranty.*



All-Welded Series Leakproof For Life Warranty

Every Legend All-Welded model carries our exciting and industry-leading Leakproof for Life Warranty. It is remarkably simple. It covers the entire structure of the hull against leaks through the hull for as long as you own the boat. In fact it's the kind of warranty you won't find on any other aluminum boat. Plus it is transferable, giving the second owner up to 10 years of protection.*



Legend ProTech 5+1 Year Canvas Warranty

Legend ProTech All-Synthetic Tear and Mildew-Resistant Material is backed by a 5 Year Warranty and guaranteed not to rot or fade for five years. Stitching, zippers, seams and other top components are covered for 1 year.*



Riveted Series Lifetime Main Seam Warranty

Each Riveted model has a Lifetime Main Seam Hull Warranty and an amazing 10 year warranty on most other hull components. This industry-leading warranty is transferable, giving the second owner up to 10 years of protection.*



Our Story

In 1968, two young friends, Vic Duhamel and Carl Dewar decided to start a business. Over the years, they sold products ranging from tires to RVs before realizing how much they loved helping people onto the water and into the boating lifestyle. There were two big issues that they found. Buying a boat was much too difficult, and there really wasn't a boat designed for the Canadian environment.

In 1986, with the goal of simplifying the ownership experience and offering a boat designed by Canadians and built for Canadians, Legend Boats was born. Vic and Carl started by creating affordable and complete boat, motor and trailer packages. They beefed up their boats with thicker aluminum and made full stand-up tops standard on every full windshield model. They wanted to make sure every Legend boat could handle the rugged Canadian climate while keeping boaters safe and comfortable.

Seven children and fifteen grandchildren later, Legend is proud to have the same owners and same focus on family values as it did nearly four decades ago when Vic and Carl decided to dedicate their lives to making it easier and more affordable to get on the water. We can't wait to welcome you to the Legend Family so that you can start creating your memories!



FAMILY AND FISHING BOATS

DECK BOATS

PONTON BOATS

EXPLORE ALL LEGEND PRODUCTS AT **[LEGENDBOATS.COM](https://www.legendboats.com)**

Legend Boats Headquarters | 4795 Regional Rd 55, Whitefish ON, POM 3E0 | Email: info@legendboats.com